

Health Net's ProviderSearch

Find a physician – fast!

With *ProviderSearch*, you'll quickly find the most up-to-date listings of qualified in-network doctors, urgent care centers, hospitals, and other types of health care providers near your home or work.

Not yet registered online?

You can still use *ProviderSearch*! Here's how:

- 1 From our home page (www.healthnet.com), click on *ProviderSearch – Find a Doctor*.

- 2 Enter a location (street address, city, county, or state).
- 3 Further narrow your search by Provider Name/ID/License Number or by Plan/Network.
- 4 Select a type of provider (Doctors, Hospital, Medical Group, etc.) to get your results.
- 5 Finally, you can click on *Print Results* to print your search results.

For more information, click the *Give us a call* link in the *ProviderSearch* box.

(continued)



Andre Hamil
Health Net

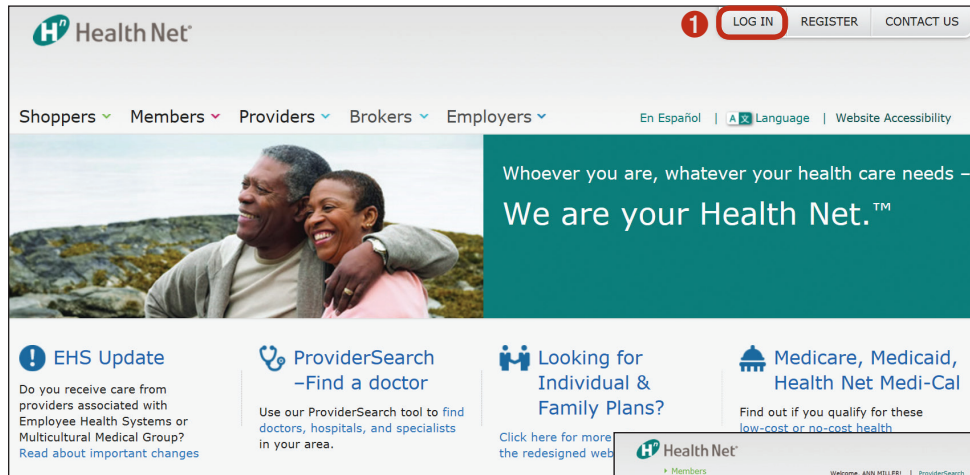


We're focused on
quality.

We give you the tools
you need to find the
quality providers you
deserve.

Already a member?

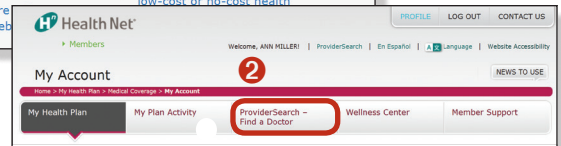
- 1 Visit www.healthnet.com, and click the *Log In* button.



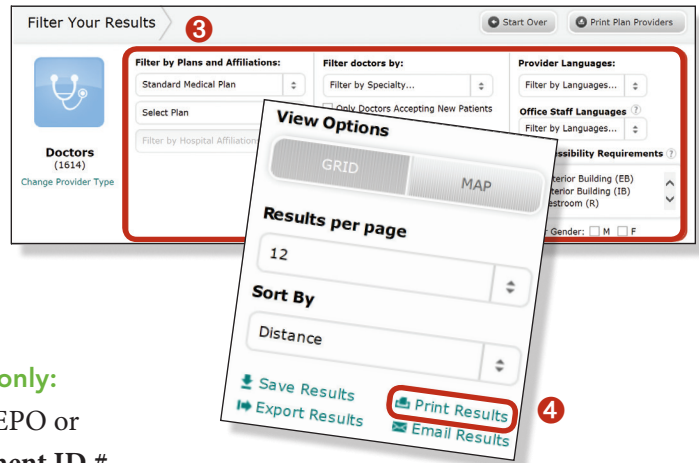
Questions?

Call the number located on your member ID card.

- 2 Click on the *ProviderSearch - Find a Doctor* tab located at the top of the page. *ProviderSearch - Find a Doctor* pre-loads your search options by your location.



- 3 Further narrow your search by plan type, specialties, gender, and languages spoken.
- 4 Finally, click on *Print Results* to print your search results.



For EPO and CommunityCare plans only:

- 5 When enrolling into a Health Net EPO or CommunityCare plan, the **Enrollment ID #** is required on the enrollment form. Click on *View Details* to find the **Enrollment ID #**.

Looking for alternative care, dental, vision, or MHN providers? You will be able to locate them under the Ancillary Services provider type.

