

Health Net of California, Inc. and Health Net Life Insurance Company
(Health Net)

HealthNet.com

The fast and easy way to manage your health



As a Health Net member, you have access to a variety of tools and resources to manage your health plan and improve your health – all at your fingertips! Our health and wellness programs and benefit features are conveniently available online anytime, anywhere.

Get more done online

HealthNet.com features many helpful tools and sections to access information quickly and easily. Here's just a glimpse of what you can do:

- Find an urgent care center, physician or hospital with ProviderSearch.
- Change your PCP (HMO members).
- Print a temporary ID card or order a new one.
- Access health and wellness programs and resources.
- View your benefit details.

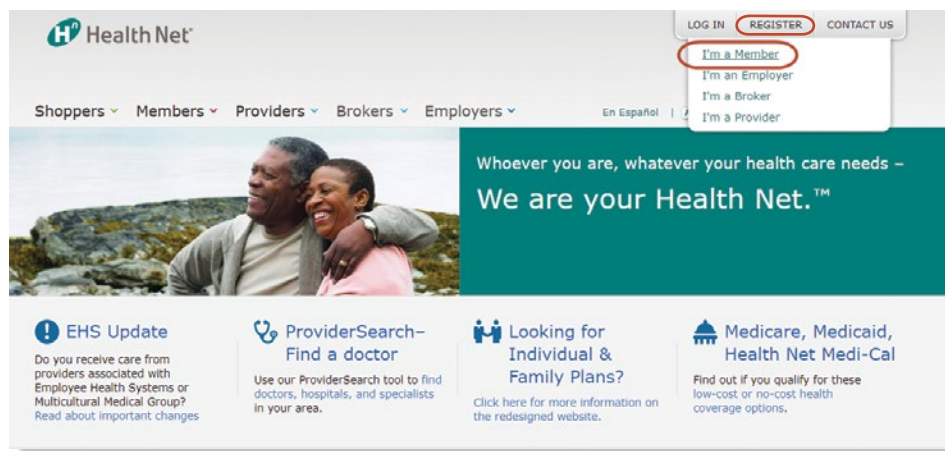
Let's get started

You can register for immediate access to online content and tools in three simple steps:

- 1 Visit **www.healthnet.com** and choose *I'm a Member* from the dropdown menu on the *Register* tab.



Register now and discover how simple and convenient managing your health care can be.



(continued)

2 Select the plan you have by clicking on *Register at HealthNet.com* under the **All other plan members** header.

3 Then follow the easy registration steps.

1. Personal Information

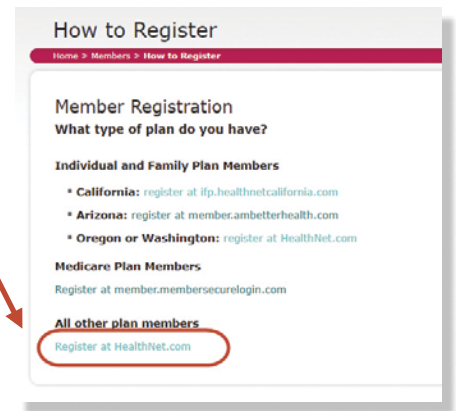
All fields are required unless noted.

Enter your subscriber ID or CIN number. ?

I do not know my subscriber ID #.

Date of birth (MM/DD/YYYY) MM / DD / YYYY ?

CONTINUE



Once you've completed registration, a login screen will be displayed; plus, you will receive an email confirming you are registered.




Health Net Mobile

Health Net Mobile is the easiest way to connect to your HealthNet.com online account.

Registered members of our website can use this application to quickly get plan, copayment and deductible information, as well as access to ProviderSearch and a mobile version of their Health Net ID card to verify eligibility.

3 quick steps to get you started:

1 For Apple and Android, go to the App Store or Google Play, search for "Health Net Mobile" and then download and start the app.



2 Tap the topic you want to access. Then use the HealthNet.com username and password you created online to log in.



3 Once you are logged in, access the following features.

- My Plan
- My ID Card
- My Provider
- ProviderSearch

Plus, you can contact Health Net and view frequently asked questions – all while you are on the go. To find out more, visit us at www.healthnet.com/mobile.