

# *HN-AHIP Site Access Instructions*



**Herminia  
Escobedo**  
*Health Net*

**Presentation for**  
*HN Brokers, HN Associates,  
Optum Agents & Group Agents*

**Presentation by**  
*Enterprise Broker Contracting*



## Before You Start ...

*Please have the following information ready before you start. If you don't remember your NPN, a look-up window will be available on the registration page.*

- If you are a Broker, you will need:
  - Your National Producer Number (NPN) \_\_\_\_\_
  - Credit Card (AmEx, Visa, or Master to pay for 2015 AHIP, General Compliance and Fraud Waste & Abuse Training)
  - Discounted Access Code: **HN2016**
  
- If you are a Health Net Associate, you will need:
  - Your National Producer Number (NPN) \_\_\_\_\_, **if applicable.**
  - Access Code is your **Associate ID #**. All eligible associate IDs are pre-registered in the system.
  
- If you are a Optum Agent, you will need
  - Pre Set Access Code. Please contact your Site Administrator for access code
  
- If you are a Group Agent, you will need
  - Pre Set Access Code. Please contact your Licensing Site Administrator for access code

## 2016 HN-AHIP Site URL Link

Copy and paste the link below to your web browser, then press “Enter” on your keyboard.

<https://healthnet.cmpsystem.com/>

Skip to slide# 8 if you are able to access the link above.



Alternative  
Method to  
HN-AHIP Site

Go to [broker.healthnet.com](https://broker.healthnet.com)



broker.healthnet.com

Welcome Brokers!


Home > Broker > Welcome Brokers!

Already a Health Net Broker?

Gain full site access, get answers for clients about coverage and eligibility, use sales and support tools.

REGISTER

Take a Tour



HEALTH NET HEALTH PLAN OF OREGON

Health Net CommunityCare

Smart, sustainable healthcare coverage [read more >](#)



My Health Net

Please login to access your information.

Health Net Plan  
Information

Alternative Method to HN-AHIP Site

# Click on “Medicare Contracting”

broker.healthnet.com

LOG IN REGISTER CONTACT US SEARCH

Shoppers | Members | Employers | Brokers

ProviderSearch | Oregon

## Welcome Brokers!

Home > Broker > Welcome Brokers!

### Already a Health Net Broker?

Gain full site access, get answers for clients about coverage and eligibility, use sales and support tools.

[REGISTER](#) [Take a Tour](#)

### Health Net CommunityCare

Smart, sustainable healthcare coverage [read more >](#)

### Get Contracted

- [Commercial Contracting](#)
- [Medicare Contracting](#)
- [Code of Business Conduct & Ethics](#)
- [Integrity Hotline](#)

Alternative  
Method to  
HN-AHIP Site

# Select Certification Path

## Medicare Broker Certification

Home > Broker > Medicare Broker Certification

COMMERCIAL BROKERS

MEDICARE BROKERS

### Medicare Brokers

#### Medicare Producer Training & Certification

It's easy to become a Health Net Medicare Broker in California. Please select the appropriate training and certification path:

NEW BROKER CERTIFICATION

New brokers are those who have never contracted or certified with Health Net Medicare Programs.

**New Broker  
Click here**

RETURNING BROKER CERTIFICATION

Returning brokers are those who have previously contracted with Health Net Medicare Programs.

**Returning  
Broker  
Click Here**

### Code of Conduct

To know more on **Code of Business Conduct and Ethics Integrity Hotline**, [click here](#) ▶

### Quick Links

[Secure Messaging](#) ▶  
[Key Contacts for Brokers](#) ▶  
[Forms and Brochures](#) ▶  
[Quote Individual, Family and CA Farm Bureau Plans](#) ▶  
[Quote Medicare Plans](#) ▶  
[Learn About the Mobile Product Gallery](#) ▶

Alternative Method to HN-AHIP Site

# New & Returning Broker Certification Page –

## Medicare Broker - New Certification

Home > Broker > Medicare Broker - New Certification

BACK


### New Health Net Medicare Broker Training & Certification – California

Welcome to Health Net! We are glad to have you certify with us to sell our 2014 MA and MAPD plans.

Prior to marketing or selling any Health Net Medicare Product, you MUST follow each step listed below to ensure accurate completion and efficient processing of your Broker Agreement.

#### Getting Certified

- Step 1: Determine Broker Type



- Step 3: Take 2015 AHIP and Fraud Waste & Abuse Exam

- o Go to our [Health Net AHIP site](#) (even if you have already completed an AHIP and Fraud Waste & Abuse certification. Further instructions will be provided once you launch Health Net training program site).
- o Refer to: [Health Net-AHIP Site Access Instruction \(pdf\)](#)
- o Take the AHIP exam and obtain your AHIP Certification of Completion.

## Medicare Broker - Recertification

Home > Broker > Medicare Broker - Recertification


BACK

### Returning Broker Recertification – California

Welcome Back! We're glad to have you recertify with us to sell our 2015 MA and MAPD plans.

Prior to marketing or selling any Health Net Medicare Product, you must complete the 2015 Certification requirements below to ensure accurate completion and efficient processing of your Broker Agreement.

#### Getting Recertified



- Step 1: Take 2015 AHIP, Fraud Waste & Abuse and Compliance Exam

- o Go to our [Health Net AHIP site](#) (even if you have already completed the AHIP certification. Further instructions will be provided in September for Product Specific Training once you launch the training program site).



## *Health Net – AHIP Site*

## *Access Code & Registration*

Pam White,  
*Health Net*



You have now been redirected to the Health Net-AHIP site. You must create an account on this site, if you are not already registered.



Login

#### Contact Us

Please contact us with questions or for more information.

**CA/OR/WA:**  
Broker Service Center  
1-800-708-7646  
[Email us](#)

**AZ:**  
Broker Service Center  
1-866-459-1212

#### Login

Username   
Password

Login

[Forgot your username?](#)  
[Forgot your password?](#)

#### First Time Visitor?

All users, new and existing, regardless if having registered for previous years' trainings, please click here to register an account.

Create a New Account

Marketing Health Net Medicare Advantage Plans:

# Enter Access Code for Health Net Offered Discount

As a Health Net Broker you can receive a price reduction off the AHIP Medicare & Fraud Waste & Abuse Training

Once you submit the access code, follow the screen to complete new HN-AHIP site registration steps for new brokers

- Brokers, enter “HN2016”
- HN Associates, enter your Associate ID
- Optum Agents contact your Site Administrator for your Pre Set Access Code
- Group Agents contact your Licensing Site Administrator for your Pre Set Access Code



Access Code\*



*Please enter your designated access code based on the User type:*

**Aon Hewitt Employees:** *Please obtain your Access Code from your Licensing Coordinator*

**External Brokers:** *Please enter HN2015 as your Health Net Access Code*

**Health Net Associates:** *Please enter your Associate ID number*

**Optum:** *Please obtain your Access Code from your site administrator*

Submit

*There are required fields in this form marked\*.*

# Registration Steps – first time users

## Step 1. Submit confidential information

Step 1 of 3

### Confidential Information

Please fill out the following required fields:

Last name\*   
*Enter last name on the account*

DOB\*   
*Enter date of birth (mm/dd/yyyy)*

Last 4 Digits of SSN\*   
*Enter last 4 digits of social security number*

There are required fields in this form marked\*.

# Registration Steps – first time users

## Step 2. Submit demographic information

Step 2 of 3

Confidential Information	
Provide some information to uniquely identify yourself for the AHIP Medicare Training System	
Last name	<input type="text"/>
DOB	<input type="text"/>
Last 4 Digits of SSN	<input type="text"/>
National Producer Number	
Please provide your National Producer Number (NPN) if you have one. Your NPN will serve as your username.	
NPN	<input type="text"/>
	<a href="#">Click here to look up NPN on NIPR website.</a>
Confirm NPN	<input type="text"/>
	<a href="#">Verify NPN</a>
Password	
Provide a password to access the system. The password must have at least 6 characters	
Password*	<input type="password"/>
	<a href="#">Enter Password</a>
Confirm password*	<input type="password"/>
	<a href="#">Verify Password</a>

Health Net	
Arizona State License	<input type="text"/>
	<i>If applicable, please enter your Arizona state license #</i>
California State License	<input type="text"/>
	<i>If applicable, please enter your California state license #</i>
Oregon State License	<input type="text"/>
	<i>If applicable, please enter your Oregon state license #</i>
Washington State License	<input type="text"/>
	<i>If applicable, please enter your Washington state license #</i>
	<input type="button" value="Register"/> <input type="button" value="Cancel"/>
<b>There are required fields in this form marked*.</b>	

# Registration Steps – first time users

**Step 3.** Review registration confirmation message and user name.

Health Net Transcript

## Step 3 of 3

Your account has been created.

Please note your username below. You will need this information for future logins to the site.

Username

[Redacted]

[Continue to Home](#)

Once you have completed the registration process, click “Continue to Home” and select your learning courses.

# Select Your Learning Tracks - Select the region(s) in which you intend to sell, then click “Place me in the selected learning” to enter MY CERTIFICATIONS PAGE

## Available learning

State 1

- Arizona
- California
- Washington/Oregon
- Aon Hewitt

State
<input checked="" type="checkbox"/> Arizona <span style="color: green; font-weight: bold; border: 1px solid green; border-radius: 50%; padding: 2px;">2</span>
<input checked="" type="checkbox"/> California
<input checked="" type="checkbox"/> Washington/Oregon
<div style="display: flex; justify-content: space-between; align-items: center;"> <div style="color: orange; text-decoration: underline;">                     After selecting your learning plans click here                 </div> <div style="color: green; font-weight: bold; border: 1px solid green; border-radius: 50%; padding: 2px;">3</div> </div>

# MY CERTIFICATIONS PAGE



click the plus sign (+) on the right to see courses in each region

Health Net Transcript

Please note, Health Net will be monitoring and tracking the amount of time spent within the provided items. These elapsed times will be reflective within your personal transcript.

**For agents who have already taken AHIP's 2015 Medicare Training**, please follow the link provided below. The system will re-direct you to AHIP's training site and automatically sign you into Health Net's co-branded version of the training - assuming you already have an active account with them. Once logged in, the system will prompt you with an option to transmit your results back over to Health Net's system. Once completed, you can return back to your training by selecting the "Return to Health Net" link located in the top-right hand corner.

## My Certifications

- Health Net Medicare Broker Certification (Arizona) 
- Health Net Medicare Broker Certification (California) 
- Health Net Medicare Broker Certification (Oregon) 
- Health Net Medicare Broker Certification (Washington) 



\* Please note: If you select multiple region learning tracks, you will see the same AHIP training and other Health Net courses listed in each region. You only need to take/pass these courses once.

## MY CERTIFICATIONS PAGE - 2016 AHIP, General Compliance and Fraud Waste & Abuse Certification Training

- The “2016 AHIP Medicare Training” link will direct you to the AHIP site where you can review the learning modules and take the exam.
- If you have taken AHIP's 2016 Medicare Training, please still follow the link. The system will re-direct you to AHIP's training site and automatically sign you into Health Net's co-branded version of the training - assuming you already have an active account with them. Once logged in, the system will prompt you with an option to transmit your results back over to Health Net's system. Once completed, you can return back to your training by selecting the "Return to Health Net" link located in the top-right hand corner.



## MY CERTIFICATIONS PAGE – HN 2016 Product Training

- **Health Net's 2016 Product Training and 2016 Compliance Training is currently available to certify and sell 2016 Health Net Products.**
- All Training Certifications will be submitted electronically upon completion to the Health Net Medicare Broker Intake team. There is no need to send certifications as they will be verified and processed once you have completed and passed your courses.
- Please print a copy of your completed certifications for your records.
- Contracting paperwork such as Cover Page, Appendix A, W-9 and License will require a paper transmission via email or fax to [Medicare.BrokerIntake@healthnet.com](mailto:Medicare.BrokerIntake@healthnet.com) OR 1.866.581.1595