

Meet the Health Net Mobile App!

WHEN YOU'RE ON THE GO – WE'RE RIGHT IN HAND.

Health Net Mobile is an easy way to connect to your HealthNet.com online account in no time at all. Available free on Apple, Android, and other web-enabled devices, Health Net Mobile gives you quick access to your health plan details, ID card, copayments and deductibles, provider information, and more!

Four quick steps to get you started:

1


First, register on HealthNet.com as a member. You'll need your HealthNet.com user name and password for Health Net Mobile.

2

For Apple and Android devices, go to the App Store or Google Play, search for "Health Net Mobile," then download and start the app. For other web-enabled devices, Health Net Mobile is available at <https://m.healthnet.com>.



Apple app store



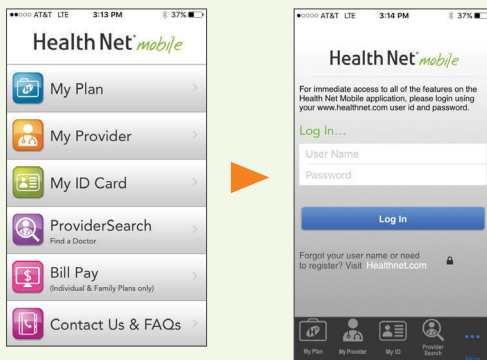
Google play store



Guest access is also available for
ProviderSearch and for contacting
Health Net.

3

Tap the topic you want to access. Then use your HealthNet.com user name and password to log in.



(continued)

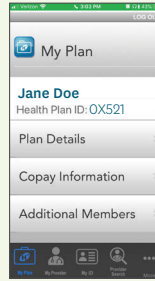
Coverage for
every stage of life™

4

Once you are logged in, access the following features:

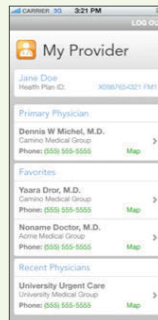
My Plan

- Your plan ID
- Your health plan details, including deductibles, copayments and coinsurance
- Additional members on your policy



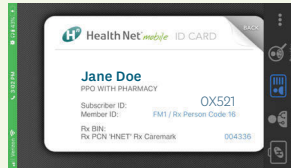
My Provider

View your primary care physician information (for HMO and HSP plan members), and save and view your favorite providers.



ID Card

Your mobile ID card is a great feature to have when you need it. Views of the front and back of your card are available. Plus, your covered dependents' cards are also accessible.



Plus, you can contact Health Net and view frequently asked questions – all while you are on the go. To find out more, visit us at www.healthnet.com/mobile.