

Health Net of California, Inc. and Health Net Life Insurance Company (Health Net)



Christine Varner,
Health Net
We use high-tech to be high touch.

Ensuring Members' Private Information

An important part of our business

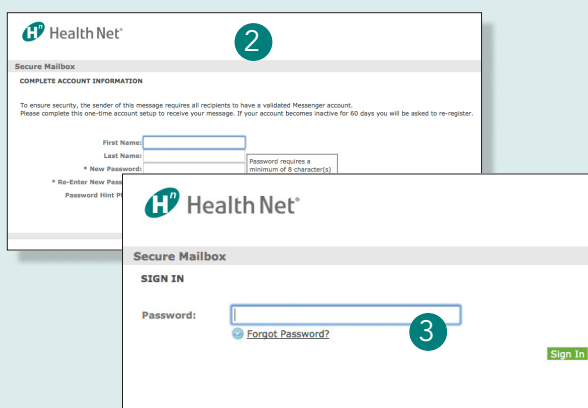
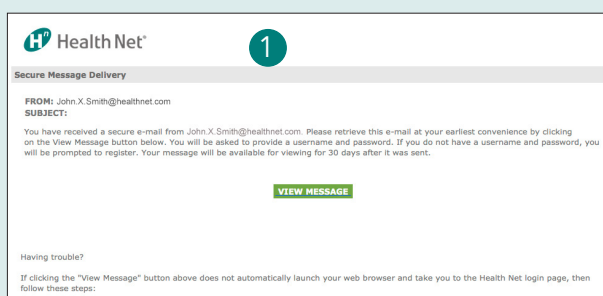
Access Health Net Secure Messaging

With today's growing business demands, we are sending a higher volume of private member information through email – and with greater frequency. We understand the importance of ensuring the protection and security of our email correspondence.

Our Secure Messaging Center enables Health Net to exchange sensitive information with you, easily and securely.

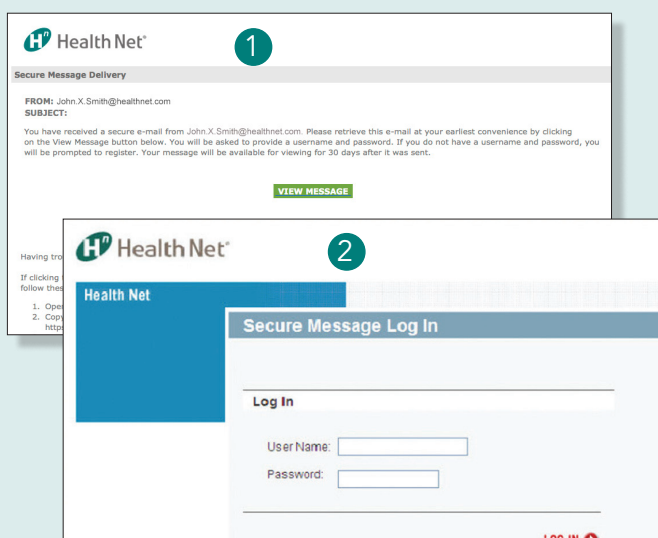
Nonregistered users on www.healthnet.com

- 1 Health Net sends you an email containing a link to view confidential information in a secured environment.
- 2 You will create your Secure Messenger email box.
- 3 Once created, all you need to do is enter your password the next time you receive a secure message.



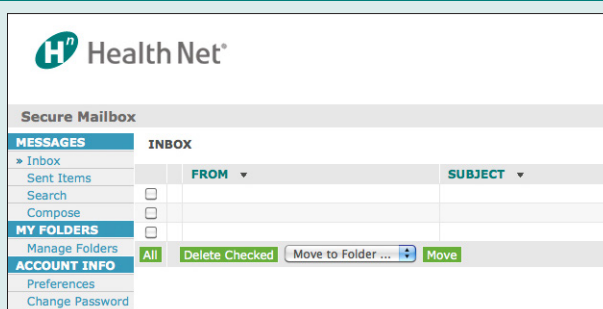
Registered users on www.healthnet.com

- 1 Health Net sends you an email containing a link to view confidential information in a secured environment.
- 2 The link will ask you to log in to your Secured Messenger email box. Enter the user name and password you use to access your account on www.healthnet.com.



All users end up here

Sign in, then click on the subject line to view your message.



Important information to know

- Your messages are deleted after 30 days. Print important email or save to a secured drive on your computer.
- If you are not registered at www.healthnet.com, your account expires 60 days after your last login. You can prevent this by registering at www.healthnet.com.
- If you experience any problems accessing secure messaging, or to reset your password, please contact Broker Services.

Have questions?

For brokers	For members
California Email: brokers@healthnet.com Call: 1-800-448-4411, option 4	Email: www.healthnet.com > Contact Us Call: 1-800-522-0088